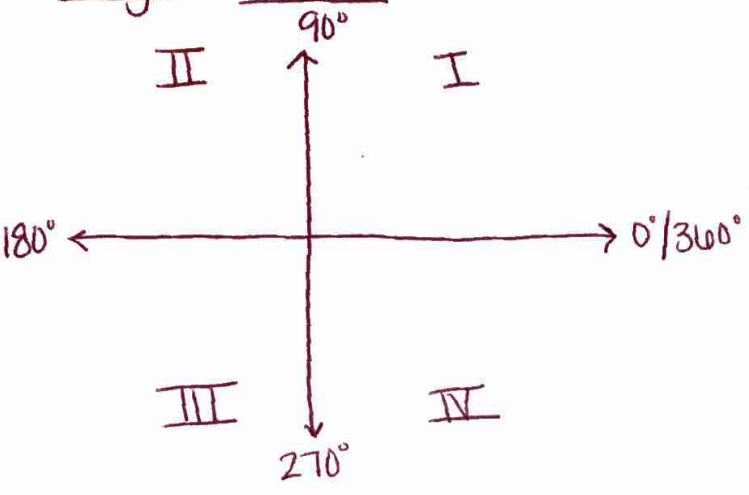
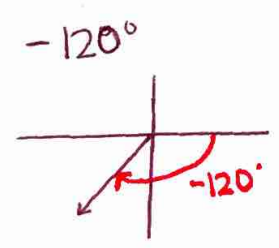
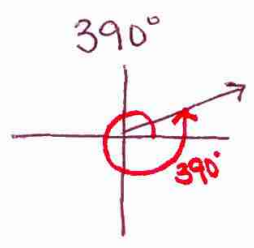
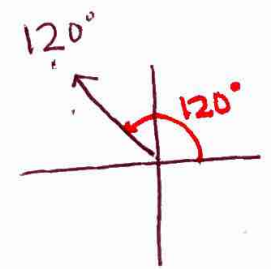
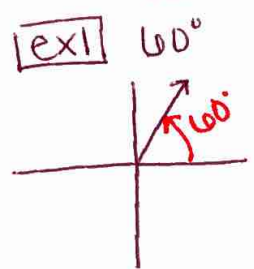


# Angle Intro



## graphing angles

- go from positive x-axis, counter clockwise



• Coterminal angles are angles with different degree measures but are in the same position  
 → 30° & 390° or 45° & -315°

• reference angles is the angle measure closest to the nearest x-axis. symbol is  $\theta'$ .

### examples

find the reference angle

